



EUR Class I Dist | ISIN: IE00B3WVRB16

This document is an advertisement for marketing purposes. Before subscribing please read the Prospectus and the KID/ KIID.

NAV per Share

EUR Class I Dist €44.46

Fund Details

Fund Size €1,789.6 m
 Base Currency USD
 Denominations USD/GBP/EUR
 Fund Structure UCITS
 Domicile Ireland
 Launch Date 31 October 2013
 Investment Manager Polar Capital LLP
 SFDR Classification¹ Article 8

Fund Manager



David Pinniger

Lead Fund Manager

David has managed the fund since launch, he joined Polar Capital in 2013 and has 24 years of industry experience.



Fund Profile

Investment Objective

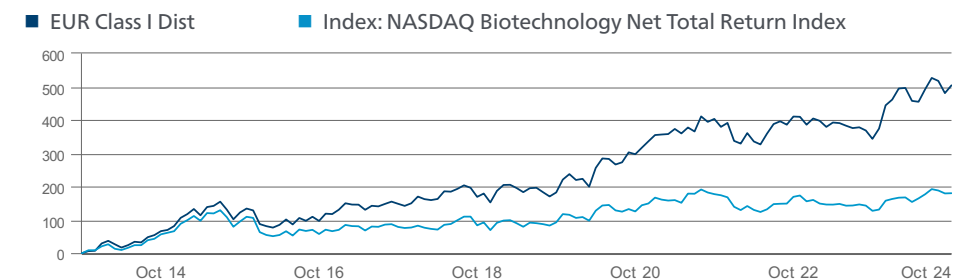
The Fund aims to preserve capital and achieve long-term capital appreciation by investing throughout the biotechnology ecosystem, across geographies and market capitalisations.

Key Facts

- Team of eight sector specialists
- The team has 145 years of combined industry experience
- Typically 40-60 positions
- No benchmark or tracking error constraints
- Fundamentally-driven analysis and stock selection

Share Class Performance

Performance Since Launch (%)



	Since Launch								
	1m	3m	YTD	1yr	3yrs	5yrs	10 yrs	Cum.	Ann.
EUR Class I Dist	4.05	-3.54	11.04	36.25	20.03	113.85	263.24	504.08	17.75
Index	0.24	-4.19	8.74	23.26	1.10	45.56	78.92	180.43	9.82

Discrete Annual Performance (%)

12 months to	31.10.24	31.10.23	28.10.22	29.10.21	30.10.20
EUR Class I Dist	36.25	-13.13	1.40	26.72	40.60
Index	23.26	-15.51	-2.92	23.06	17.00

Calendar Year Performance (%)

	2023	2022	2021	2020	2019	2018	2017	2016	2015	2014
EUR Class I Dist	11.97	-1.08	12.65	29.19	33.69	1.03	14.87	-4.82	25.90	69.11
Index	0.81	-4.49	7.39	15.79	27.15	-4.37	6.58	-19.35	24.07	52.53

Performance relates to past returns and is not a reliable indicator of future returns.

Performance for the EUR Class I. The class launched on 31 October 2013. Performance data is shown in EUR with income (dividends) reinvested. Source: Northern Trust International Fund Administration Services (Ireland) Ltd. Benchmark performance shown in EUR. Source: Bloomberg.

If this is not your local currency, exchange rate fluctuations may cause performance to increase or decrease when converted into your local currency.

Performance data takes account of fees paid by the Fund but does not take account of any commissions or costs you may pay to third parties when subscribing for or redeeming shares or any taxes or securities account charges that you may pay on your investment in the Fund. Such charges will reduce the performance of your investment. A 5% subscription fee can be charged at the Investment Managers discretion.

1. Refers to the EU Sustainable Finance Disclosure Regulation

Fund Ratings



Ratings are not a recommendation.

Source & Copyright: CITYWIRE. David Pinniger has been awarded an AA rating by Citywire for his 3 year risk-adjusted performance for the period 30/09/2021 - 30/09/2024.

FE Crown Fund Ratings do not constitute investment advice offered by FE and should not be used as the sole basis for making any investment decision. All rights reserved.

Portfolio Exposure

As at 31 October 2024

Top 10 Positions (%)

Argenx	7.6
Amgen	6.2
Zealand Pharma A/S	4.9
Scholar Rock Holding Corp	4.4
Vertex Pharmaceuticals	4.3
Alnylam Pharmaceuticals	4.1
Xenon Pharmaceuticals	3.7
Rhythm Pharmaceuticals	3.7
Supernus Pharmaceuticals	3.0
UCB	2.9
Total	44.7

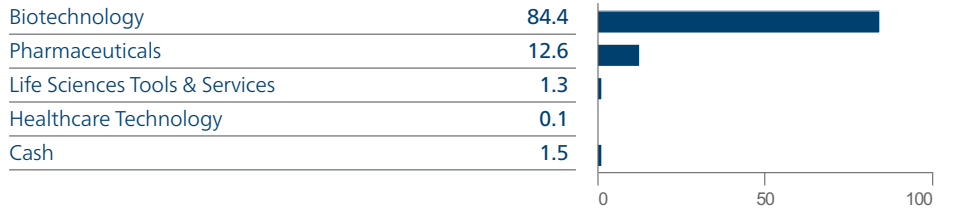
Total Number of Positions 52

Active Share 70.57%

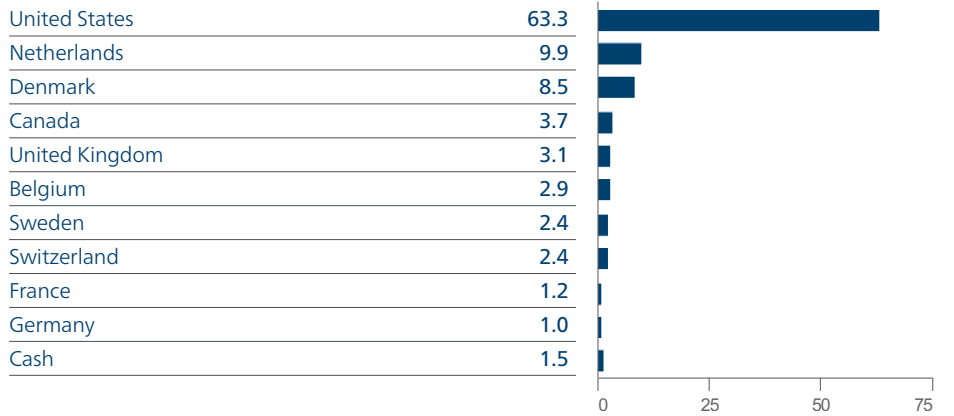
Market Capitalisation Exposure (%)

Large Cap (>US\$5 bn)	52.6
Mid Cap (US\$1 - 5bn)	36.6
Small Cap (<US\$1 bn)	9.3
Cash	1.5

Sector Exposure (%)



Geographic Exposure (%)



Note: Totals may not sum due to rounding. It should not be assumed that recommendations made in future will be profitable or will equal performance of the securities in this document. A list of all recommendations made within the immediately preceding 12 months is available upon request.

Risks

- **Capital is at risk and there is no guarantee the Fund will achieve its objective. Investors should make sure their attitude towards risk is aligned with the risk profile of the Fund before investing.**
- **Past performance is not a reliable guide to future performance. The value of investments may go down as well as up and you might get back less than you originally invested as there is no guarantee in place.**
- The value of a fund's assets may be affected by uncertainties such as international political developments, market sentiment, economic conditions, changes in government policies, restrictions on foreign investment and
 - currency repatriation, currency fluctuations and other developments in the laws and regulations of countries in which investment may be made. Please see the Fund's Prospectus for details of all risks.
- The Fund invests in the shares of companies, and share prices can rise or fall due to several factors affecting global stock markets.
- The Fund uses derivatives which carry the risk of reduced liquidity, substantial loss, and increased volatility in adverse market conditions, such as failure amongst market participants.
- The Fund invests in assets denominated in currencies other than the Fund's base currency. Changes in exchange rates may
 - have a negative impact on the Fund's investments. If the share class currency is different from the currency of the country in which you reside, exchange rate fluctuations may affect your returns when converted into your local currency. Hedged share classes may have associated costs which may impact the performance of your investment.
- The Fund invests in a relatively concentrated number of companies and industries based in one sector. This focused strategy can produce high gains but can also lead to significant losses. The Fund may be less diversified than other investment funds.

Glossary

Active Share

Active Share is a measure of the percentage of stock holdings in a fund that differ from the benchmark index.

Alpha

The excess return on an investment in the fund compared to the benchmark.

Annual Fee

A charge made each year to cover the expenses associated with running the fund. Although it is expressed in annual percentage figures it is usually split into 12 monthly amounts and taken from the fund monthly.

Base Currency

The currency in which the net asset value of each portfolio is calculated.

Discrete Annual Performance

Discrete performance is calculated between two fixed specific time and static dates.

Geographic Exposure

The geographical location in which the holdings of the Fund are listed. Exposure represents the relative risk particular to the percentage of investment in that particular geographic location.

Hedged Class

A share class which is denominated in a currency other than the base currency of the portfolio. The investment manager employs techniques and instruments to protect against fluctuations between the class and the base currency of the portfolio.

Market Capitalisation Exposure

The percentage of the fund's assets that are invested in companies having market capitalisation of a particular size.

NAV per Share

Is an expression for net asset value that represents a fund's value per share. It is calculated by dividing the total net asset value of the fund or company by the number of shares outstanding.

Ongoing Charges Figure (OCF)

This is a figure representing all annual charges and other payments taken from the fund.

Share Class

Share class is a designation applied to a share in a fund. Different share classes within the same fund will confer different rights on their owners.

Share Class Information

Share Class	Bloomberg	ISIN	SEDOL	Minimum Investment	OCF [†]	Perf. Fee ^{††}
USD R Dist	POLBTRU ID	IE00B3XLHR60	B3XLHR6	-	1.61%	10%
GBP R Dist	POLBTRS ID	IE00B3XDCF51	B3XDCF5	-	1.61%	10%
EUR R Dist	POLBTRE ID	IE00B3VXGD32	B3VXGD3	-	1.61%	10%
USD I Dist	POLBTIU ID	IE00B42Z4531	B42Z453	USD 1m	1.11%	10%
GBP I Dist	POLBTIS ID	IE00B42P0H75	B42P0H7	USD 1m	1.11%	10%
GBP I Dist Hdg	PCPBIHG ID	IE00BFX4HX56	BFX4HX5	-	1.11%	10%
EUR I Dist	POLBTIE ID	IE00B3WVVRB16	B3WVVRB1	USD 1m	1.11%	10%

[†]Ongoing Charges Figure (OCF) is the latest available, as per the date of this factsheet.

^{††}Performance Fee 10% of outperformance of NASDAQ Biotechnology Net TR Index.

Important Information

This is a marketing communication and does not constitute a solicitation or offer to any person to buy or sell any related securities or financial instruments. Any opinions expressed may change. This document does not contain information material to the investment objectives or financial needs of the recipient. This document is not advice on legal, taxation or investment matters. Tax treatment depends on personal circumstances. Investors must rely on their own examination of the fund or seek advice. Investment may be restricted in other countries and as such, any individual who receives this document must make themselves aware of their respective jurisdiction and observe any restrictions.

A decision may be taken at any time to terminate the marketing of the Fund in any EEA Member State in which it is currently marketed. Shareholders in the affected EEA Member State will be given notification of any decision and provided the opportunity to redeem their interests in the Fund, free of any charges or deductions, for at least 30 working days from the date of the notification.

Investment in the Fund is an investment in the shares of the Fund and not in the underlying investments of the Fund. Further information about fund characteristics and any associated risks can be found in the Fund's Key Investor Document or Key Investor Information Document ("KID" or "KIID"), the Prospectus (and relevant Fund Supplement), the Articles of Association and the Annual and Semi-Annual Reports. Please refer to these documents before making any final investment decisions. These documents are available free of charge at Polar Capital Funds plc, Georges Court, 54-62 Townsend Street, Dublin 2, Ireland, via email by contacting Investor-Relations@polarcapitalfunds.com or at www.polarcapital.co.uk. The KID is available in the languages of all EEA member states in which the Fund is registered for sale; the Prospectus, Annual and Semi-Annual Reports and KIID are available in English.

The Fund promotes, among other characteristics, environmental or social characteristics and is classified as an Article 8 fund under the EU's Sustainable Finance Disclosure Regulation (SFDR). For more information, please see the Prospectus and relevant Fund Supplement.

ESG and sustainability characteristics are further detailed on the investment manager's website: (<https://www.polarcapital.co.uk/ESG-and-Sustainability/Responsible-Investing/>).

A summary of investor rights associated with investment in the Fund is available online at the above website, or by contacting the above email

address. This document is provided and approved by both Polar Capital LLP and Polar Capital (Europe) SAS.

Polar Capital LLP is authorised and regulated by the Financial Conduct Authority ("FCA") in the United Kingdom, and the Securities and Exchange Commission ("SEC") in the United States. Polar Capital LLP's registered address is 16 Palace Street, London, SW1E 5JD, United Kingdom.

Polar Capital (Europe) SAS is authorised and regulated by the Autorité des marchés financiers (AMF) in France. Polar Capital (Europe) SAS's registered address is 18 Rue de Londres, Paris 75009, France.

Polar Capital LLP is a registered Investment Advisor with the SEC. Polar Capital LLP is the investment manager and promoter of Polar Capital Funds plc – an open-ended investment company with variable capital and with segregated liability between its sub-funds – incorporated in Ireland, authorised by the Central Bank of Ireland and recognised by the FCA. Bridge Fund Management Limited acts as management company and is regulated by the Central Bank of Ireland. Registered Address: Percy Exchange, 8/34 Percy Place, Dublin 4, Ireland.

Benchmark The Fund is actively managed and uses the NASDAQ Biotechnology Net Total Return Index as a performance target and to calculate the performance fee. The benchmark has been chosen as it is generally considered to be representative of the investment universe in which the Fund invests. The performance of the Fund is likely to differ from the performance of the benchmark as the holdings, weightings and asset allocation will be different. Investors should carefully consider these differences when making comparisons. Further information about the benchmark can be found <https://indexes.nasdaqomx.com>. The benchmark is provided by an administrator on the European Securities and Markets Authority (ESMA) register of benchmarks which includes details of all authorised, registered, recognised and endorsed EU and third country benchmark administrators together with their national competent authorities.

Third-party Data Some information contained herein has been obtained from third party sources and has not been independently verified by Polar Capital. Neither Polar Capital nor any other party involved in or related to compiling, computing or creating the data makes any express or implied warranties or representations with respect to such data (or the results to be obtained by the use thereof), and all such parties hereby expressly disclaim all warranties of originality, accuracy,

Administrator Details

Northern Trust International Fund
Administration Services (Ireland) Ltd

Telephone + (353) 1 434 5007
Fax + (353) 1 542 2889
Dealing Daily
Cut-off 15:00 Irish time

completeness, merchantability or fitness for a particular purpose with respect to any data contained herein.

Country Specific Disclaimers When considering an investment into the Fund, you should make yourself aware of the relevant financial, legal and tax implications. Neither Polar Capital LLP nor Polar Capital Funds plc shall be liable for, and accept no liability for, the use or misuse of this document.

The Netherlands This factsheet is for professional client use only in the Netherlands and it is intended that the Fund will only be marketed to professional clients in the Netherlands. Polar Capital Funds plc is authorized to offer shares in the Polar Capital Funds plc - Biotechnology Fund to investors in the Netherlands on a cross border basis and is registered as such in the register kept by the Dutch Authority for the Financial Markets ("AFM") www.afm.nl.

Spain The Fund is registered in Spain with the Comisión Nacional del Mercado de Valores ("CNMV") under registration number 771.

Switzerland The principal fund documents (the prospectus, KID/KIIDs, memorandum and articles of association, annual report and semi-annual report) of the Fund may be obtained free of charge from the Swiss Representative. The Fund is domiciled in Ireland. The Swiss representative and paying agent is BNP Paribas Securities Services, Paris, succursale de Zurich, Selnaustrasse 16, CH-8002 Zurich, Switzerland.

Austria / Belgium / Denmark (professional only) / Finland / France / Germany / Gibraltar / Ireland / Italy / Liechtenstein / Luxembourg / Netherlands / Norway / Portugal / Spain / Sweden / Switzerland and the United Kingdom The Fund is registered for sale to all investors in these countries. Investors should make themselves aware of the relevant financial, legal and tax implications if they choose to invest.

European Representatives

Austria / Germany / France / Luxembourg Facilities Agent

Zeidler Legal Process Outsourcing Limited
19-22 Lower Baggot Street
Dublin 2
D02 X658
Ireland
Email: facilities_agent@zeidlerlegalservices.com

Switzerland - Paying Agent and Representative

BNP Paribas Securities Services, Paris, succursale de Zurich,
Selnaustrasse 16, CH-8002 Zurich, Switzerland